



Kid Country

CHILDCARE

www.kidcountrymanhattan.com

CROSSINGS

NUMBER 10 VOLUME 19

OCTOBER 2020



Celebrating Fall

OCTOBER BIRTHDAYS:

1st -- Miss Abby
3rd -- Lyla H.
5th -- Maggie R.
6th -- Hunter D.
7th -- Frank D.
16th -- Eliana J.
18th -- Greyson M.
19th -- Iris N.
20th -- Maryn H.
22nd -- Ashton G.
22nd -- Maeve S.
25th -- Andrew S.
26th -- Sabrina R.
28th -- Riley L.
30th -- Miss Krista



It's Fall Y'all! And Kid Country is going to celebrate! We are going to have our very first Fall Fest on October 7 here at Kid Country with pumpkin pickin', fall photo booth, outdoor scavenger hunt and tons of fun! It's promising to be a great morning filled with fall activities for all ages! Thank you to Miss Jess for running with this idea and putting together a committee of teachers to pull this off!

We are also looking forward to celebrating the special relationship that exists between grandparents and grandchildren this month. While we will not be able to host our typical Grandparent Teas, we will still have activities highlighting the special role of grandparents and making gifts for them. The children will also be making videos to send home so you can share them with the grandparents! I can't wait to see them!

If all goes as planned, we will also be debuting our new software program in October that will include some features that you will enjoy. The new system will allow you to sign your child in/out from an app on your phone by scanning a QR code in the building, you will be able to log in and look up your account to view your ledger and print statements and receipts, and you will be

able to set up automatic bank withdrawals OR credit card payments. That's just a few of the features of this new system! There is a lot of data entry occurring to get everything ready, and we will need you to log on and update your contact information and authorized pickups, and we will slowly roll out all of the new features. Watch for more information soon!

Over the past month we finished the installation of our new phone system and updated/faster internet, installed new HALO-LED air purifiers on all four furnaces, and started using an electrostatic disinfection fogger! But most importantly, the installation of the new playground was completed and it is amazing!! The children absolutely love it! THANK YOU again to EVERYONE that had a part in making this a reality! The children say thank you as well -- just look at all the smiling faces in the pictures in this newsletter!!

October is looking to be a great month here at Kid Country and we are all looking forward to the fun we have planned!

Donna

YELLOW DUCKS

The month of September was full of achievements and milestones in the Yellow Ducks classroom. Many of our older children began walking and exploring their methods of movements in new ways. The younger children achieved the milestones of sitting up, rolling over and pushing themselves up for longer periods of time while on their stomachs. We strive to assist the children in their muscle development by encouraging happy tummy time, a large array of toys to interact with, and the vocal support of the teachers. The Yellow Ducks teachers are excited for each child as they grow and prosper in the classroom.

We also ventured to the little playground frequently to not only be in the fresh air but to utilize all the gross motor play the playground equipment has to offer. The children who are mobile have big smiles as they walk/crawl around the playground and really enjoy the small slide. It provides a safe and different way to exercise their large muscles.

Another fun activity the children

engaged in was bingo dobber art. Ms. Leslie worked with each child individually to create a fall color work of art. This utensil promotes fine motor skills in the babies' hands and fingers in an appropriate manner because the dobbers are wide and easy to grip using a whole hand grasp.

Overall, the Yellow Ducks had a great month, filled with fresh air, lots of movement and most of all milestones. The teachers are so proud of the strength and development the babies have shown over the month. We are very dedicated to fostering the skills to provide our little Ducks with the support, fun, and kindness. We look forward to next month; we cannot wait to experience a new season.

Ms. Emily, Ms. Leslie and Miss Emily S.

GREEN FROGS

The Green Frogs began this month getting to know their teachers and their new room. During this time, the teachers had many opportunities to get to know the children as well as learning what areas they have mastered and which areas we should

focus more on this year.

As we reviewed shapes, we discussed how putting two shapes together create a new shape. Such as putting two semi-circles together will create a whole circle! We then made our circles into a smiley faces! Our two squares create a rectangle, perfect for



the door to our house! The Frogs used their white boards to put together shapes to create houses, trees and snowmen! We also made a floor shape graph. The Frogs looked all around our room to find everyday items that matched the shapes on the graph.

The Frogs impressed their teachers with their knowledge of numbers and letters. After rolling a die we used our fingers to count the dots. They took a star or heart playdoh cutter, dipped it into paint and tapped out the same number of shapes they counted. It was messy work, but fun!

Recognizing the letters in our name is our first step to writing our names. To close out the month the Frogs placed lettered hearts in order to complete their names. Their teachers were amazed how many letters in each of their names the Frogs knew! These Froggies will be writing their names before you know it. We will be bouncing into this next month learning and exploring balls!

Miss Fran, Miss Wendy and Miss Kelly

ORANGE OWLS

The Orange Owls have jumped right back into the school year with the study of "Apples". We discussed what we already knew about apples such as their color, shape, and how they are grown. Then we went into each of these aspects a bit deeper.

To learn more about the apple as a whole we learned about its different parts such as skin, flesh, seeds, stem, core. Each one of these is important in helping the apple to survive and grow into the delicious snack we love! Once we learned that large groups of apple trees on their own farm are grown on something called an apple orchard, we made our very own! We painted, colored, and ripped our own unique apples for our classroom orchard.

We learned a new word, density, while doing an experiment about whether apples will sink or float. Everyone made a guess and we were pretty much split in our guesses. Once we saw that apples do indeed float, some of us were shocked! This is because an apple is more porous and lighter on the inside than we had thought!

The Orange Owls then looked at apples from the yummy side! We talked about all things we can make and do with apples, from pies to applesauce to caramel apples! With all these different choices of course, we then had to taste these delicious variations! The children really enjoyed their study of apples and are looking forward to what next month will bring!

Miss Bailey, Miss Molly and Miss Kelly

PURPLE PARROTS

The Purple Parrots have had a busy start to the school year! We have kicked off

this school year by learning all about colors and different body parts that we use every day. We were able to learn about the colors red, orange, yellow, green, blue, and purple. The Parrots used different senses discovering what each color was. We used



our sense of touch with various hands-on crafts and activities. These included painting with shaving cream, circle stamping, and finger-painting sharks. We also tasted and smelled multiple types of foods that are associated with the array of colors we chose!

The second part of our month included learning about ourselves. The toddlers were able to discover more about their different body parts. We were able to make a

connection between a body part and what action it could result in. For example, we were able to throw balls on the playground using our hands or take a walk stomping our feet. The teachers modeled different ways we could use our body parts. We used our hands to clap, wiggled our ears, and

stomped our feet. The toddlers love to dance around the classroom so we played "Head, Shoulders, Knees, and Toes" to dance along to while learning our

different body parts.

Fall is right around the corner! The Purple Parrots love to spend time outdoors! Please remember to bring a sweatshirt for your toddler as we will be spending time outside. Some things we recommend to keep in their cubby are extra pairs of pants, long sleeves,

and a sweater/hoodie. We are looking forward to this fall season! Miss Victoria, Miss Kathy and Miss Emily S.



Blue Dolphins

It has been a September like no other! This month was a testament that children can adapt to new situations better than most adults. I have to say that I am so immensely proud of each and every one of our E-Learners here at Kid Country. In just a few short weeks they have all become

confident, independent, and resourceful while navigating to get their schoolwork done.

Their breaks between lessons were spent relaxing while laying on the floor playing, taking a walk outside, or simply closing their eyes for a second or two to prepare for more screen time. They were so excited to finally get to play on the new playset. A great big thank you to our parents for making that happen, the kids really love it!

As we move into October, the kids will be slowly introduced back into the schools. They are excited and nervous at the same time. There are more changes in store for

them, but I am sure they will once again adapt just fine. What a wonderful bunch of kids we have here in the Blue room! Miss Rhonda, Miss Donna K., and Miss Karen G.

RED ROBINS

The Red Robins teachers have been thrilled to introduce all the new Red Robins to the classroom! The Robins have been busy, busy, busy with new projects, meeting new friends and getting to play on the new playground! We have started incorporating self-help skills into your child's daily routines. This includes taking their shoes off and putting them on, sitting at the table and using utensils properly, putting their jackets on, and much more!

To start off the new year, we introduced colors and shapes to the Red Robins. We incorporated several art projects that included personalized rainbows, shape stamping, making rectangle robots, shape window clings, and created very yummy shape pizzas!

Throughout this month, the Robins had the opportunity to play outside almost every day! Gross motor play is extremely important in your child's development, and we always find time to get outside and let them explore. Sometimes, we even take their art projects outside!

Next month, we are focusing our studies on fall and Halloween! Be prepared to get an abundance of spooky art and to fall in love with all of the activities that your child is doing at school!



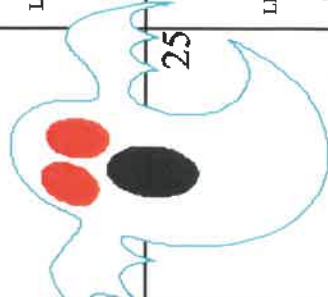


Miss Krista, Miss Jenna and Miss Jessica



OCTOBER

Sun Mon Tue Wed Thu Fri Sat

Substitutions for children under two:
 Chicken strips or cheese pizza instead of hot dog, cooked carrots instead of corn or raw carrots, sliced grapes -- not whole, puffs rather than popcorn

<p>4</p> 	<p>5</p> <p>EAM: Bananas, milk SN: Pretzels, cheese cubes LN: Taquitos, corn, pears, milk SN: Graham crackers, mixed fruit</p>	<p>6</p> <p>EAM: Graham crackers, milk SN: Pretzels, grapes LN: Chutney, crackers, pears, mixed vegetables, milk SN: Ice cream cups, animal crackers</p>	<p>7</p> <p>EAM: Grapes, milk SN: Hard boiled egg, crackers LN: Tacos w/meat, cheese, lettuce, green beans, mixed fruit, milk SN: Applesauce, graham crackers</p>	<p>8</p> <p>EAM: Muffin, milk SN: Popcorn, apples LN: Meatloaf, carrots, pears, milk SN: Goldfish, apples</p>	<p>9</p> <p>EAM: Hard boiled eggs, milk SN: Pretzels, grapes LN: Ham, green beans, mandarin oranges, milk SN: Peaches, blueberry muffin</p> 	<p>10</p>
<p>11</p> <p>EAM: Fig newtons, milk SN: Nilla wafers, pudding LN: Fish sandwich w/bun, cooked carrots, pears, milk SN: Saltine crackers, cheese slices</p>	<p>12</p> <p>EAM: Graham crackers, milk SN: Chex Mix, orange slices LN: Chicken strips, applesauce, peas & carrots, milk SN: Pretzels, cheese cubes</p>	<p>13</p> <p>EAM: Grapes, milk SN: Nilla wafers, bananas LN: Corn dog, cucumbers w/raunch, pears, milk SN: Cottage cheese, graham crackers</p>	<p>14</p> <p>EAM: Fig newtons, milk SN: Cheese crackers, pineapple LN: Hot dog w/bun, tator tots, peaches, milk SN: Bagels, cream cheese, apples</p>	<p>15</p> <p>EAM: Applesauce, milk SN: Oyster crackers, cottage cheese LN: Cream of chicken & rice soup, cheese cubes, peas, pears, milk SN: Chex mix, oranges</p>	<p>16</p> <p>EAM: Bagels, milk SN: Saltine crackers, cheese slices LN: Pizza, mandarin oranges, green beans, milk SN: Nilla wafers, pudding</p>	<p>17</p>
<p>18</p> 	<p>19</p> <p>EAM: Fig newtons, milk SN: Graham crackers, cream cheese, mandarin oranges LN: Mostaccioli w/meat sauce, green beans, pears, milk SN: Pretzels, cheese cubes</p>	<p>20</p> <p>EAM: Mandarin oranges, milk SN: Fish crackers, mixed fruit LN: Salisbury steak w/gravy, mashed potatoes, mixed vegetables, milk SN: Graham crackers, grapes</p>	<p>21</p> <p>EAM: Grapes, milk SN: Apples, oyster crackers LN: Cheeseburger w/bun, carrots, peaches, milk SN: Popcorn, grapes</p>	<p>22</p> <p>EAM: Bananas, milk SN: Goldfish, peaches LN: Chicken party w/bun, carrots, applesauce, milk SN: Cheese slices, saltine crackers</p>	<p>23</p> <p>EAM: Applesauce, milk SN: Pretzels, pineapple LN: Chicken noodle casserole, peas, mixed fruit, milk SN: Pudding, nilla wafers</p> 	<p>24</p>
<p>25</p>	<p>26</p> <p>EAM: Grapes, milk SN: Yogurt, apples LN: Sloppy joe w/bun, tator tots, peas & carrots, milk SN: Chex Mix, orange slices</p>	<p>27</p> <p>EAM: Pineapple, milk SN: Animal crackers, grapes LN: Ham & cheese sandwich, carrot sticks, pineapple, milk SN: Muffins, milk</p>	<p>28</p> <p>EAM: Bananas, milk SN: English muffin, peaches LN: Turkey & cheese roll up, mixed fruit, green beans, milk SN: Fig newtons, animal crackers</p>	<p>29</p> <p>EAM: Fig newtons, milk SN: Cheese crackers, apples LN: BBQ pulled pork w/bun, green beans, mixed fruit, milk SN: Goldfish, cheese cubes</p>	<p>30</p> <p>EAM: Applesauce, milk SN: Crackers, cheese LN: Chicken Alfredo, carrots, pineapple, milk SN: Chex mix, apples</p> 	<p>31</p>